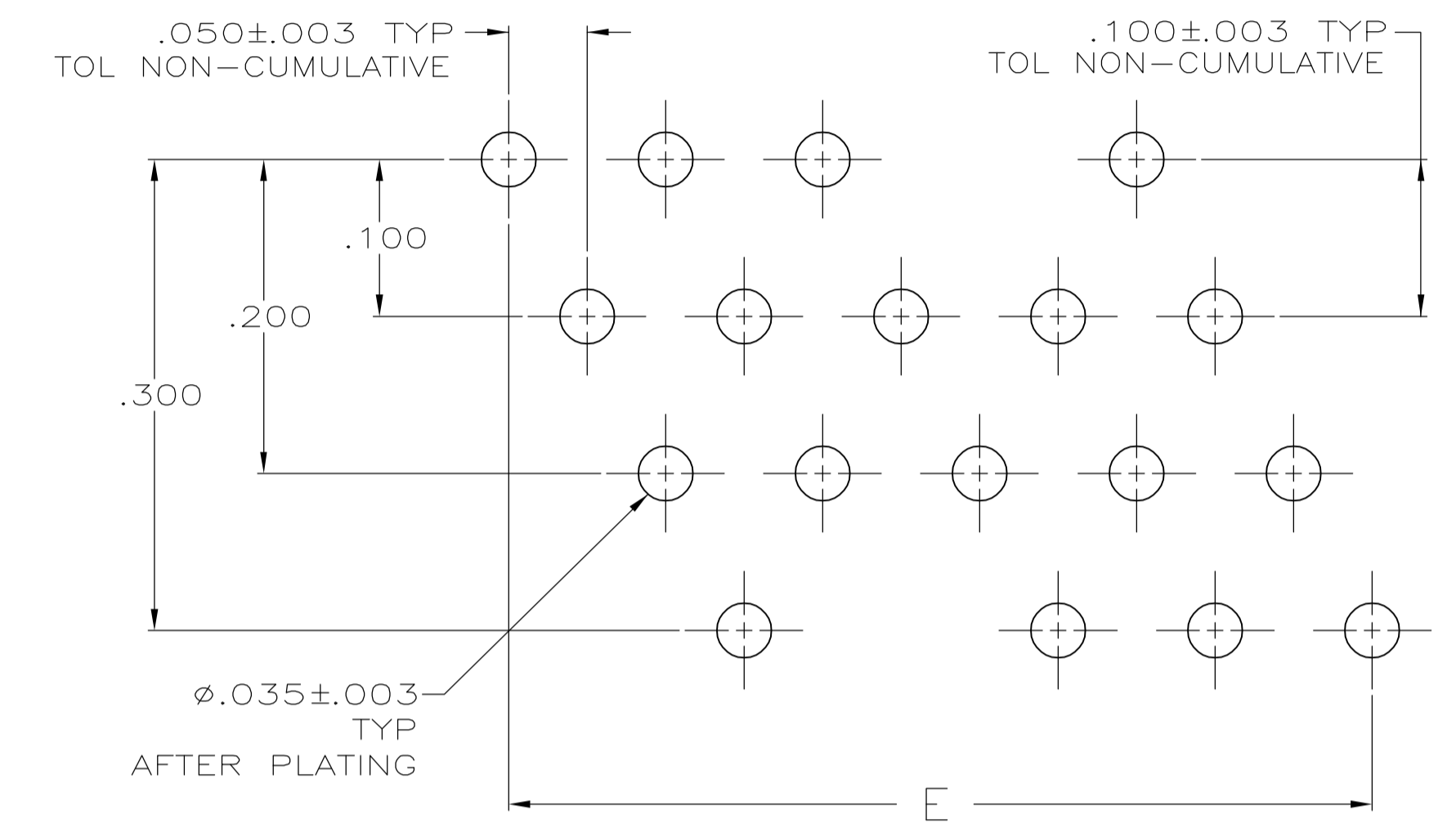
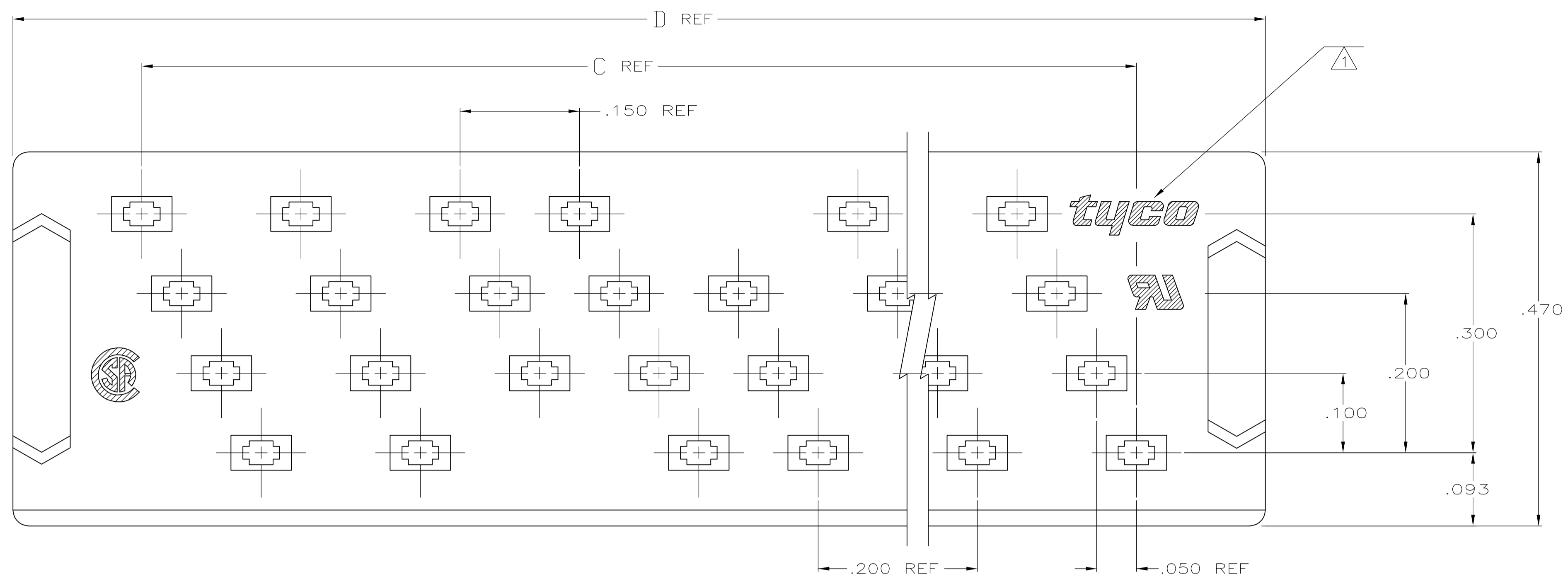
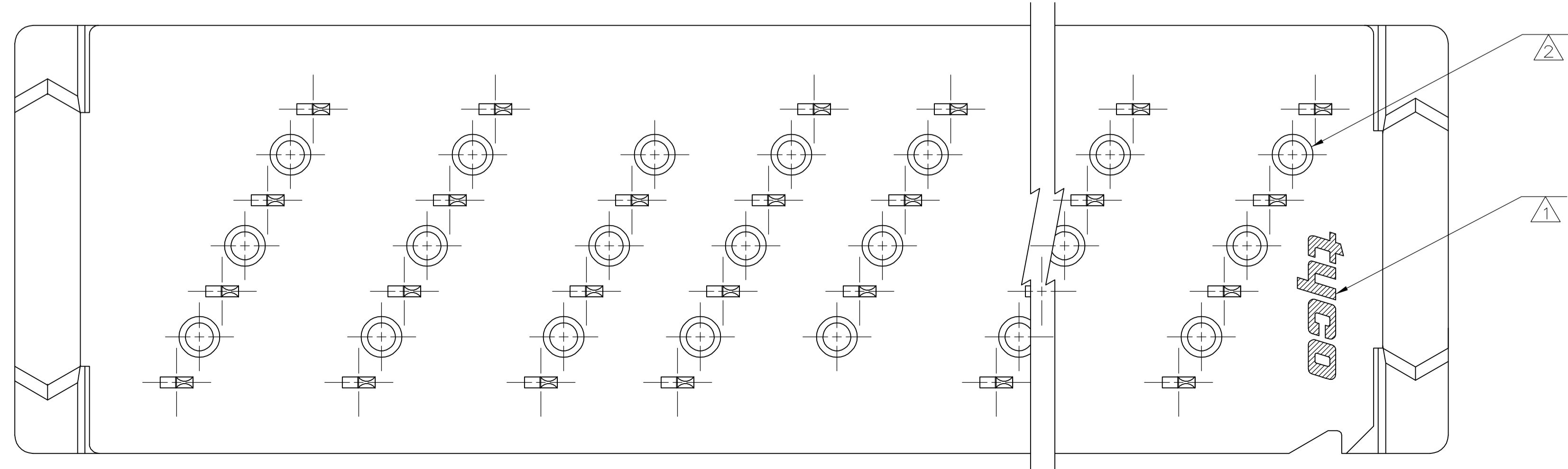
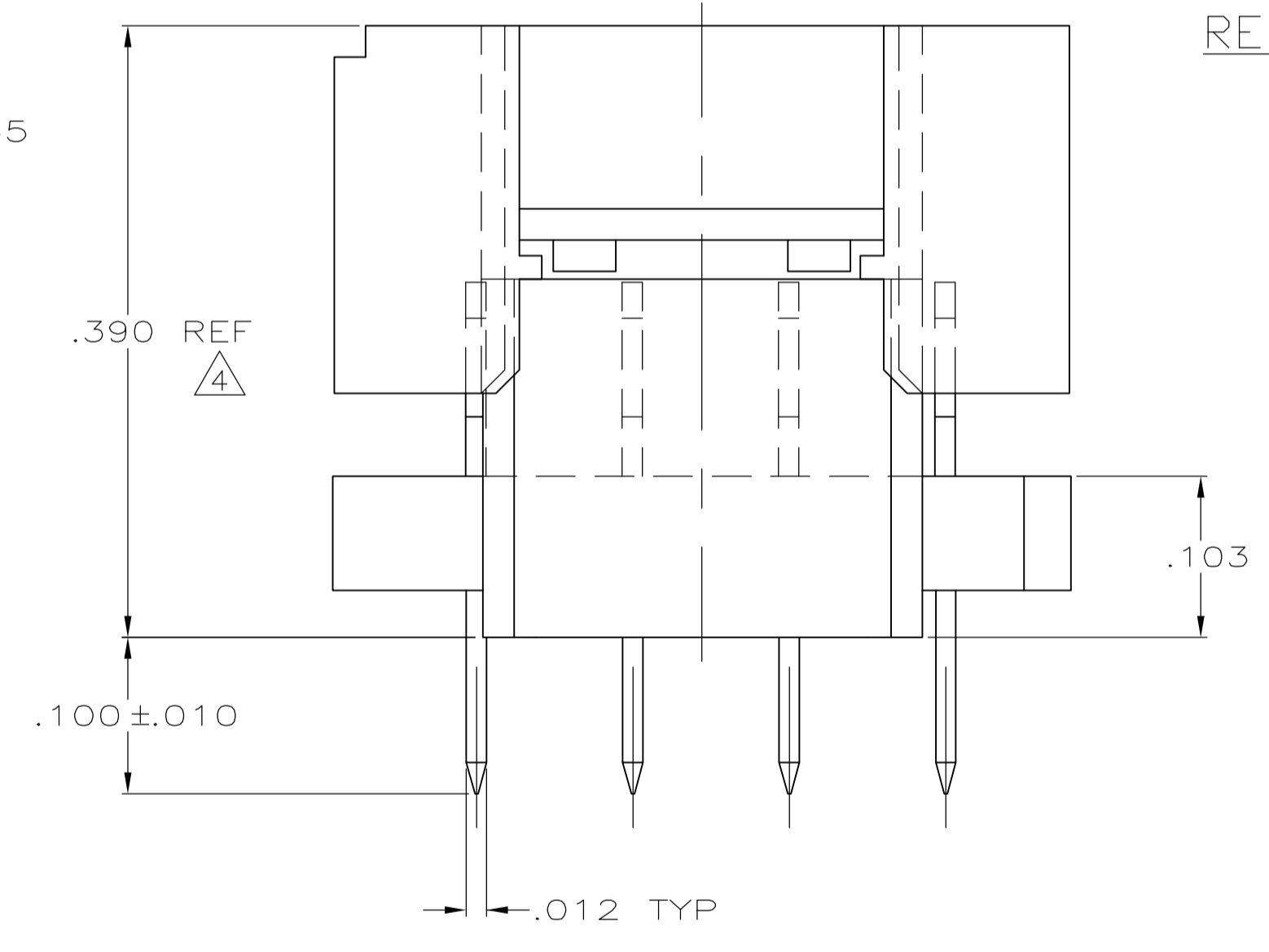
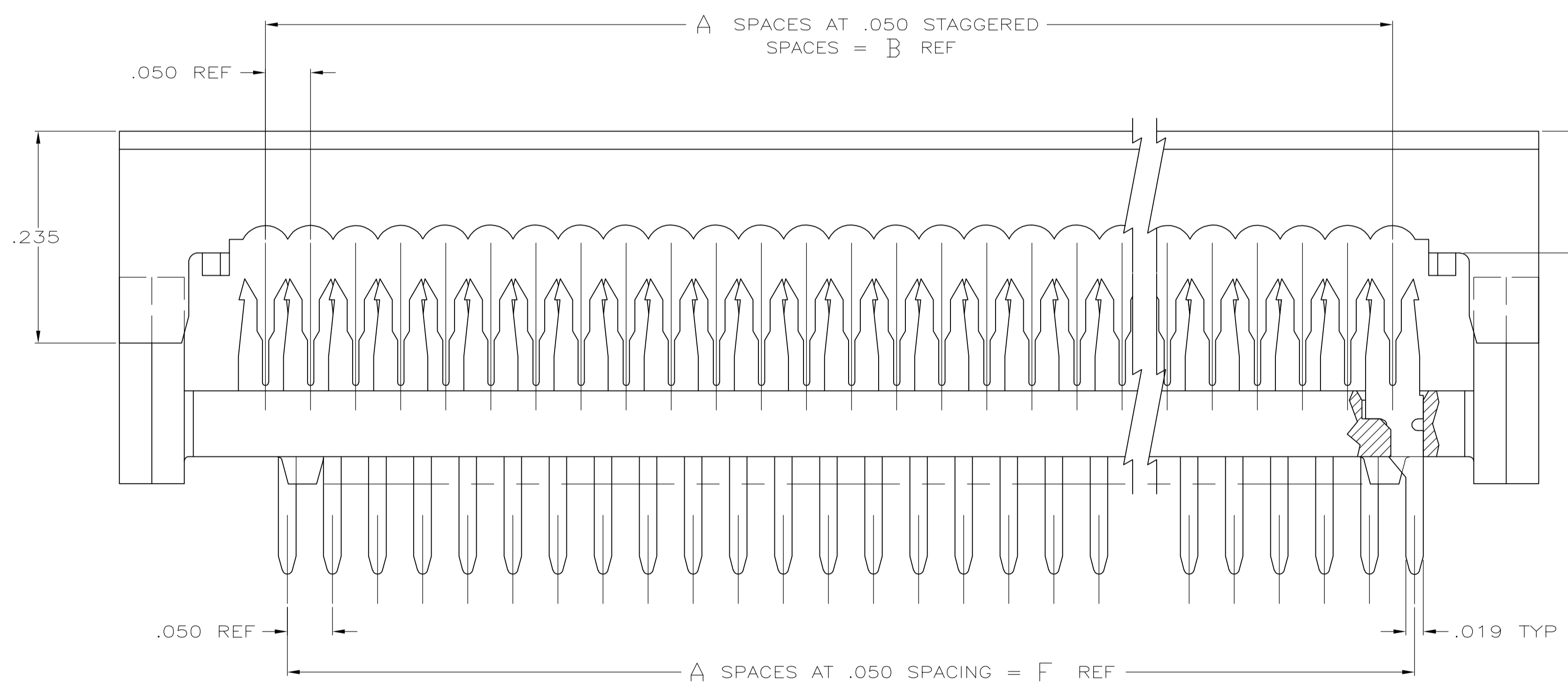


LOC	DIST	REVISIONS				
DF	FO	REV	PER	DATE	BY	APP'D
F	REV PER	OH14-0903-04		04-05	AA	DH

- 1 TYCO TRADEMARK LOCATED IN APPROX AREA SHOWN.
- 2 STANDOFFS: POSN 10 (9) STANDOFFS AS SHOWN.  
 POSN 26 (21) STANDOFFS, 3 PER DIAGONAL ROW.  
 POSN 34 (27) STANDOFFS, 3 PER DIAGONAL ROW.  
 POSN 50 (39) STANDOFFS, 3 PER DIAGONAL ROW.
- 3 FINISH: BRIGHT TIN-LEAD .000100-.000200 THK OVER NICKEL .000050 MIN THK.
- 4 HEIGHT AFTER TERMINATION IS .238 REF.
- 5 FINISH: BRIGHT TIN .000100-.000200 THK OVER NICKEL .000050 MIN THK.



RECOMMENDED HOLE LAYOUT



5	2.450	2.450	2.774	2.450	2.450	49	50	5-111039-4
5	1.650	1.650	1.974	1.650	1.650	33	34	5-111039-3
5	1.250	1.250	1.574	1.250	1.250	25	26	5-111039-2
5	.450	.450	.774	.450	.450	9	10	5-111039-1
3	2.450	2.450	2.774	2.450	2.450	49	50	111039-4
3	1.650	1.650	1.974	1.650	1.650	33	34	111039-3
3	1.250	1.250	1.574	1.250	1.250	25	26	111039-2
3	.450	.450	.774	.450	.450	9	10	111039-1
FINISH	F	E	D	C	B	A	NO OF POSN	PART NUMBER

THIS DRAWING IS A CONTROLLED DOCUMENT.

DIMENSIONS: INCHES	TOLERANCES UNLESS OTHERWISE SPECIFIED:	0 PLC ± -	1 PLC ± -	2 PLC ± -	3 PLC ± .005	4 PLC ± -	ANGLES ± -
--------------------	----------------------------------------	-----------	-----------	-----------	--------------	-----------	------------

MATERIAL: MOLDED PARTS: 94V-0 RATED THERMOPLASTIC, COLOR: BLACK CONTACTS: PH BRZ PER QQ-B-750

FINISH: CONTACTS

THIS DRAWING IS A CONTROLLED DOCUMENT. DWG: J. PEACHEY 05-MAR-86 CHK: M. SCULLY 23-MAY-86 AP'D: D. HOFFMAN 23-MAY-86 NAME: Tyco Electronics Corporation Harrisburg, Pa 17105-3608

APPLICATION SPEC: 114-40005

SIZE: A1

WEIGHT: -

CAGE CODE: 111039

RESTRICTED TO: -

CUSTOMER DRAWING

SCALE: 10:1 SHEET: 1 OF 1 REV: F